

SPOTLIGHTS ...

Polyoxometalates

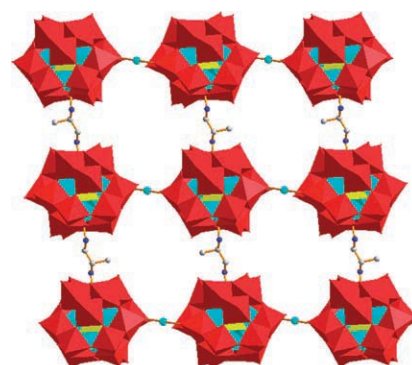
S.-T. Zheng, M.-H. Wang, G.-Y. Yang*

Extended Architectures Constructed from Sandwich Tetra-Metal-Substituted Polyoxotungstates and Transition-Metal Complexes

Chem. Asian J.

DOI: 10.1002/asia.200700166

All joined up: Hydrothermal synthesis produces three unprecedented coordination polymers constructed from sandwich tetra-transition-metal-substituted polyoxotungstates and transition-metal complexes. These compounds were structurally characterized by X-ray diffraction analysis and exhibit reversible water-sorption capabilities.



Biosynthesis

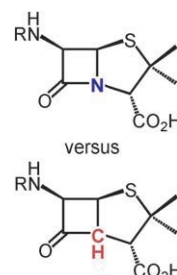
A. C. Stewart, I. J. Clifton,
R. M. Adlington, J. E. Baldwin,*
P. J. Rutledge*

A Cyclobutanone Analogue Mimics Penicillin in Binding to Isopenicillin N Synthase

ChemBioChem

DOI: 10.1002/cbic.200700176

Switching β -lactam for cyclobutanone creates a new class of penicillin-like ring system, in which the β -lactam nitrogen atom is replaced by carbon. But how similar really is the structure of this new carbocyclic ring system to a penicillin? By cocrystallising the cyclobutanone analogue of isopenicillin N with isopenicillin N synthase (the central enzyme in penicillin biosynthesis), we have addressed this question.



Ionic Liquids


T. Köddermann, D. Paschek,
R. Ludwig*

Molecular Dynamic Simulations of Ionic Liquids: A Reliable Description of Structure, Thermodynamics and Dynamics

ChemPhysChem

DOI: 10.1002/cphc.200700552

Move with the force: A new force field for simulating imidazolium-based ionic liquids $[C_n\text{mim}][\text{NTf}_2]$ (see figure) reproduces with good agreement the experimental values for the heats of vaporization, shear viscosities and NMR rotational correlation times. The results suggest that the inaccuracies arising from previous methods are due to the overestimation of the Lennard-Jones interactions.



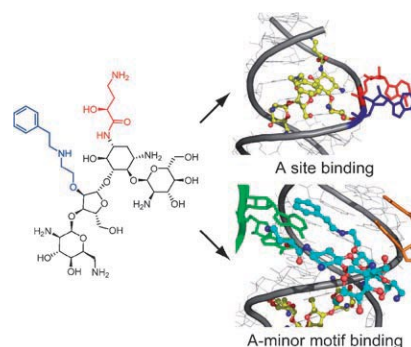
Structural Biology

J. Kondo, K. Pachamuthu,
B. François, J. Szychowski,
S. Hanessian,* E. Westhof*

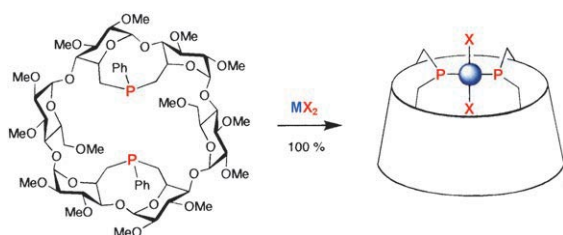
Crystal Structure of the Bacterial Ribosomal Decoding Site Complexed with a Synthetic Doubly Functionalized Paromomycin Derivative: a New Specific Binding Mode to an A-Minor Motif Enhances in vitro Antibacterial Activity

ChemMedChem

DOI: 10.1002/cmdc.200700113



The synthetic paromomycin analogue with the L-haba group and an ether chain with an *O*-phenethylaminoethyl group could specifically bind to ribosomes in two different modes: 1) the classical binding to the A site and 2) binding to an A-minor motif participating in the recognition of the codon-anticodon helix or in the intersubunit bridges.



Tailor-made for *trans* chelation: A remarkably rigid diphosphane has been obtained by capping the entrance of a cyclodextrin with two “PPh” units. When treated with Group 10 metal

halides, this ligand not only behaves exclusively as a chelating ligand, but also selectively forms *trans* complexes (see picture).

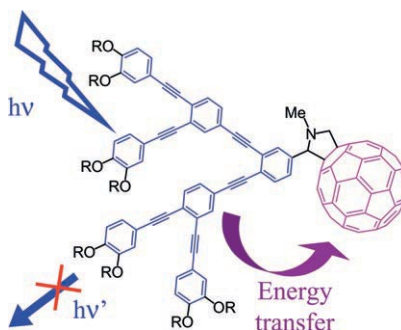
Phosphane Ligands

L. Poorters, D. Armspach,* D. Matt,*
L. Toupet, S. Choua, P. Turek

Synthesis and Properties of TRANSDIP, a Rigid Chelator Built upon a Cyclodextrin Cavity: Is TRANSDIP an Authentic *trans*-Spanning Ligand?

Chem. Eur. J.
DOI: [10.1002/chem.200700831](https://doi.org/10.1002/chem.200700831)

The wider spectral profile of fullerene dyads with 1,2,4-triethynylbenzene branching units when compared to their 1,3,5-triethynylbenzene analogues clearly points out improved light-harvesting capabilities.



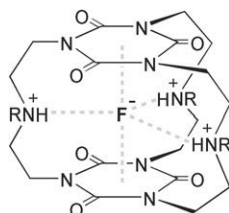
Light-Harvesting Devices

J. N. Clifford, A. Gégout, S. Zhang,
R. Pereira de Freitas, M. Urbani,
M. Holler, P. Ceroni,*
J.-F. Nierengarten,* N. Armaroli*

Fullerene Derivatives Substituted with Differently Branched Phenyleneethynylene Dendrons: Synthesis, Electronic and Excited State Properties

Eur. J. Org. Chem.
DOI: [10.1002/ejoc.200700689](https://doi.org/10.1002/ejoc.200700689)

A fluoride sandwich: A cylindrophane macrocycle framed with cyanuric acid rings selectively complexes fluoride ion by a combination of anion- π interactions and ion-pair-reinforced hydrogen bonds. This compound is the first example of a purpose-designed host that exploits anion- π bonding.



Anion- π Interactions

M. Mascal,* I. Yakovlev,
E. B. Nikitin, J. C. Fettinger

Fluoride-Selective Host Based on Anion- π Interactions, Ion Pairing, and Hydrogen Bonding: Synthesis and Fluoride-Ion Sandwich Complex

Angew. Chem. Int. Ed.
DOI: [10.1002/anie.200704005](https://doi.org/10.1002/anie.200704005)



On these pages, we feature a selection of the excellent work that has recently been published in our sister journals. If you are reading these pages on a computer, click on any of

the items to read the full article. Otherwise please see the DOIs for easy online access through Wiley InterScience.